

INFORMATION & COMMUNICATION TECHNOLOGY

PRIMARY 4

TERM2

2025 / 2026

ICT



Theme 3

Lesson (1): Digital citizenship

Importance of Digital Tools:

1. **Traveling became easier:** Because we can book tickets for trains, buses and planes online.
2. **Easiness of booking tickets with a button click to visit historical and cultural sites.**
3. **Providing information for everyone through the Egyptian Knowledge Bank.**

The important terms:



Digital citizenship:

- is the ability to use digital technology tools in an ethical, responsible and secure manner.
- it helps you to protect your digital footprint.



Digital footprint:

- It's a record of everything you do online, which includes the websites you visit and everything you share with others.
- It may also include what others share about you.

How to deal with the internet:

1. Respect other people & be responsible.
2. Use the internet safely by:
 - a. Setting strong passwords.
 - b. Use updated software.
 - c. Choose the websites you visit wisely.

Rights

1. No one can copy or share your digital footprint without your consent.
2. You have the right to interact with others online.
3. You have the right to receive & share information online.
4. You have the right to use the internet any time.

Hacking: The illegal use of content for the purpose of sharing or selling it.

Responsibilities

- | | |
|----------------------------------|-----------------------------------|
| 1. Never hack protected content. | 2. Respect others online. |
| 3. Rate what you are watching. | 4. Rate your use of the internet. |

Choose the correct answer:

- 1).....is the ability to use the internet in a safe & responsible way.

a. Digital technology	b. Digital citizenship
c. Digital tools	d. Digital footprint
- 2) Digital citizenship helps us to.....

a. get the benefits of digital technology	b. protect our digital footprint
c. a & b	d. no correct answer
- 3).....is a record of everything you do online.

a. Digital technology	b. Digital citizenship
c. Digital tools	d. Digital footprint
- 4) Digital footprint is.....

a. a record for the websites you visit
b. a record for everything you share with others
c. a & b
d. no correct answer
- 5) Which statement is wrong?

a. We must set strong passwords.	b. We must use expired software.
c. Choose the websites you visit wisely.	
- 6).....is the illegal use of content for sharing or selling it.

a. We must use expired software
b. Hacking
c. Respect other people online

- 7) We can form good relationships and exchange opinions using.....
- a. digital communication b. TV and computers
c. traveling d. no correct answer
- 8) Using technology in a positive way helps people become.....
- a. good digital citizens b. genius citizens
c. successful digital citizens d. no correct answer
- 9) We can book tickets for..... using digital tools.
- a. planes b. trains c. buses d. all the previous



2. Put (✓) or (X):

1. Using technology in a positive way helps people to become genius. ()
2. Digital communication is important for exchanging opinions. ()
3. Digital tools are used to book tickets for trains, buses and planes. ()
4. Digital citizenship is the record of everything you do online. ()
5. Hacking is the illegal use of content for the purpose of sharing or selling it. ()
6. We must respect others online. ()
7. It is wrong to share your passwords with your friends. ()
8. We must choose the websites we visit wisely. ()
9. Anyone can copy or share your digital footprint without your consent. ()

Lesson (2): Positive effects of ICT

***Digital Person:** A person who uses ICT tools to learn and share.

***The importance of digital tools:**



1. They can help a person with speech difficulties to communicate with others. 
2. Learning the language at school using pictures. 
3. Communicating with your teachers if you are unable to leave the house.

***Digital Tools**

1. Video Clips

* Importance: learning or teaching new things.

- You want to learn how to prepare a meal.



- You want to teach a skill you have to others.

2. Social Media

- Communicating with your classmates about a project outside school.
- Chatting with your friends via videos.
- Joining online groups with common interests.



Choose the correct answer:

-help people who have speech difficulty to communicate with others or learn languages at school using pictures.
 - Information
 - Watching videos
 - Digital tools
- When we can't leave our houses due to unexpected factors,..... become very important.
 - Egyptian Knowledge Bank
 - library
 - digital tools
- Each person who uses ICT tools to learn or share things with others is called a/an.....
 - expert citizen in IT
 - digital person
 - programmer
-Contains a digital library that helps students, teachers and parents to access scientific materials.
 - Egyptian Knowledge Bank
 - Library
 - Digital tool
- We usein communication with others via the internet through voice, video or just writing.
 - WhatsApp
 - Skype
 - a & b

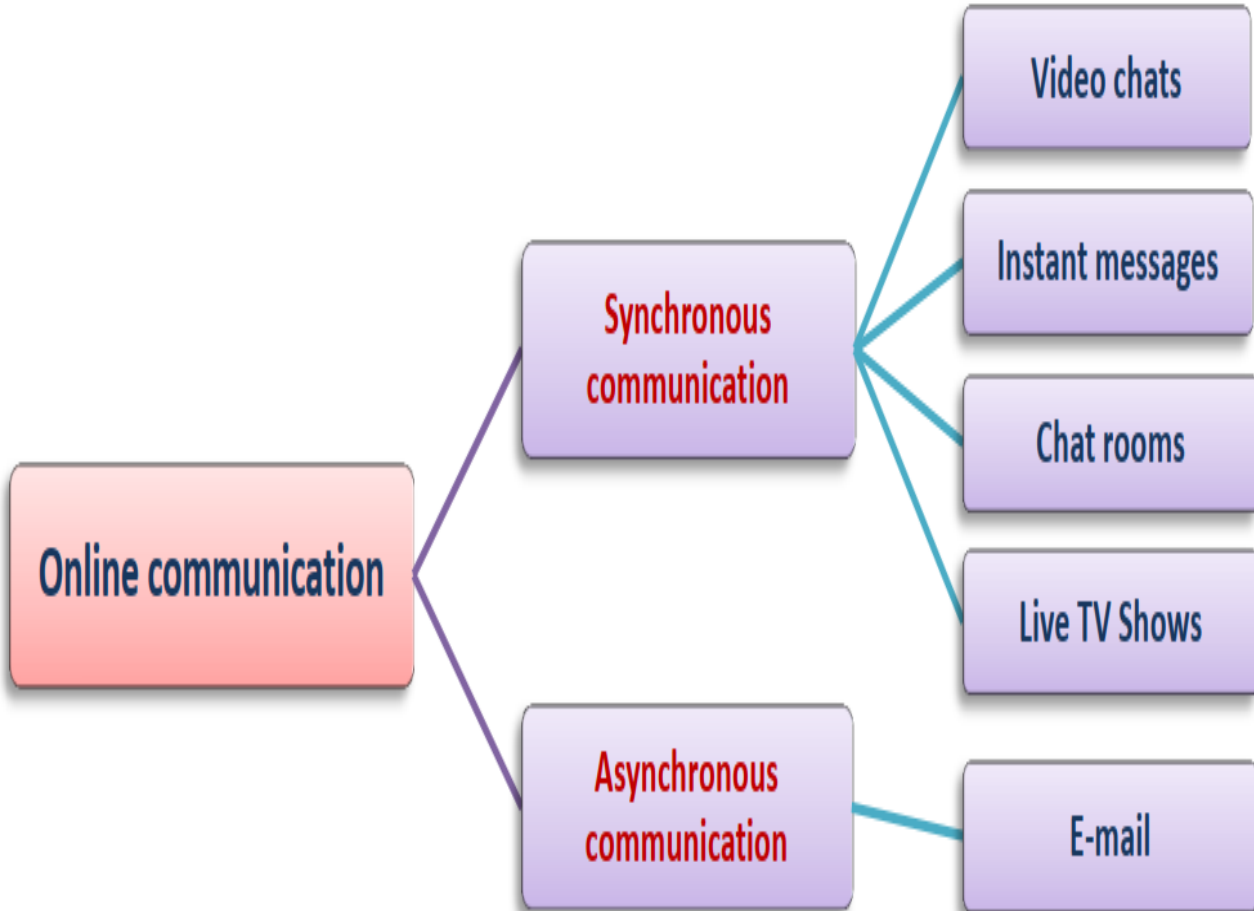
3.Put (✓) or (X):

- Digital technology is the person who uses ICT tools. ()
- The Egyptian government provided digital tools and resources. ()
- Digital tools can help a person with speech difficulty to communicate with others. ()
- When we can't leave our houses due to unexpected factors, digital footprint become very important. ()

5) When you search YouTube to know how to prepare a meal, this is an example for teaching. ()

6) We can chat with our friends using WhatsApp only. ()

Lesson (3) : Online Communication



<i>Synchronous Communication</i>	<i>Asynchronous Communication</i>
<p>Definition:</p> <ul style="list-style-type: none"> - It is a communication that happens in real time by instant responses. - Transfer of information or files between two persons at the same time by various digital tools <u>such as</u>: <div style="border: 1px solid black; padding: 5px;"> <ul style="list-style-type: none"> • Video Chats • Instant Messages • Chat Room • Mobil Application (cell phone) </div>	<p>Definition:</p> <ul style="list-style-type: none"> - It is a Communication that doesn't require an instant response. - Transfer of information or files between two or more persons without reply at the same time by various digital tools <u>such as</u>: <ul style="list-style-type: none"> ➤ Sending file by e-mail ➤ Recorded educational programs
<p>Video chats:</p> <ul style="list-style-type: none"> - Allow you to communicate with one or more persons by a digital device. <p>Needed Tools:</p> <ul style="list-style-type: none"> - A digital device with camera and speakers. - Cell phone application or video chat software. 	<p>Email:</p> <ul style="list-style-type: none"> - You can use email to send and receive messages. - Messages are more formal than instant and text messages.
<p>Instant messages: (IM)</p> <ul style="list-style-type: none"> - Allow you to send messages using Internet. - Messages can include only text or have images or videos.  <p>Needed Tools:</p> <ul style="list-style-type: none"> - An instant messaging program on your computer or a mobile application. 	<p>For example:</p> <ul style="list-style-type: none"> - Send an email to ask a colleague to help you solve a problem. - Send an email to your teacher about school project. - Use an email to communicate with a government agency or with an official. <p>Needed Tools:</p> <ul style="list-style-type: none"> - A web browser to access the email website. <p>OR</p>
<p>Chat rooms:</p> <ul style="list-style-type: none"> - Allow you to communicate with groups and discuss one topic only. <p>Needed Tools:</p> <ul style="list-style-type: none"> - Internet browser to access the Internet. - OR an application for cell phone such as: Internet Explorer or Google Chrome 	<ul style="list-style-type: none"> - Such as: Yahoo – Gmail - Hotmail 

Mobile Application (cell phone): It is an application that gives you direct access to various programs, such as e-mail, instant messaging, social networking pages and video chats.



Synchronous communication is appropriate:

- Between friends or close family members.
- When information is urgent or needs to be transmitted quickly.
- When information is about day-to-day life matters.
- When the answer doesn't require much thought or preparation.

Asynchronous communication is appropriate:

- Between people who don't know each other well.
- When information is important but not urgent.
- When information is about sensitive or complex matters.
- When an answer needs to be thought and prepared.

1. Put (✓) or (X):

1. Asynchronous communication is the communication that does not require an immediate response. ()
2. The e-mail application cannot be accessed on your mobile phone. ()
3. Instant messaging allows you to send text messages only or add pictures or videos using the internet. ()
4. Live television programs are a form of asynchronous communication. ()

2. Choose the correct answer:

- 1)is an example of asynchronous communication.
a. Chat room b. E-mail c. TV show
- 2)communication is sending messages between two or more people at the same time.
a. Synchronous b. Asynchronous c. a & b
- 3) The internet is used to communicate in a/an..... way.
a. synchronous m b. asynchronous c. a & b
- 4)is more formal than instant messaging and texting.
a. E-mail b. Computer c. Chat room
- 5)allow you to communicate in groups focusing on one topic usually.
a. Internet b. Chat rooms c. Mobile applications
- 6) To access the internet, we use the browser.....
a. software b. computer c. Internet Explorer
- 7)allows you to communicate directly with one or more people through your computer.
a. E-mail b. Video chat c. Mobile application
- 8)..... communication is suitable when the information is urgent or needs to be conveyed quickly.
a. Synchronous b. Asynchronous c. No correct answer
- 9)..... communication is suitable between people who do not know each other well.
a. Synchronous b. Asynchronous c. No correct answer
- 10) Online learning environments include.....communication(s).
a. synchronous b. asynchronous c. a & b

3. Complete:

(Video chat - Google Chrome - chat room - synchronous - asynchronous)

- 1) E-mail is considered an example for.....communication.
- 2) Chat rooms & video chats are examples forcommunication.
- 3)allows you to communicate with other people through your computer.
- 4).....is a group in which people talk to each other about one topic.
- 5)is from the most important browsers.

Lesson (4) : How to use e-communication

Making video chats

Steps to make a video chat:

- Make sure the microphone and camera are ON.
- Create a link to a video chat and send it to the participant (or participants).

Steps to join a video chat:

- Make sure the microphone and camera are on.
- Click on its link and wait for the person who started the call to be 'let in'.
- You can also reply to the call by clicking on the phone/video icon.
- You can turn off the microphone or turn off the camera at any time.

Video chat rules:

- Sometimes, the person in charge of the call may mute people's microphones.
- If the camera is on, anyone who is on the call will be able to see you.
 - Be properly dressed, and behave as if you were out in a public.
- Speak when it's your turn.
- Make sure that there is nothing in the background that points to your address or any personal information that you do not want to share.

Chat rooms:

- You can simply write your comment and send it.
- You can reply to messages too.
- Some participants may also reply to your message.

Chat rooms rules:

- Anyone who has access to the chat room will be able to read your messages.
- Be polite, helpful, and positive.

Instant messaging:

It is a fun and informal way to communicate.

Steps to send an instant message:

- Click on the name of the person you want to chat with.
- **Type your message.**
- Click the "Send" icon.

Instant messaging rules:

- Use phrases instead of full sentences
- **Use emotion icons or images for communicate**
- It is important to show an ethical and responsible manner.

Email:

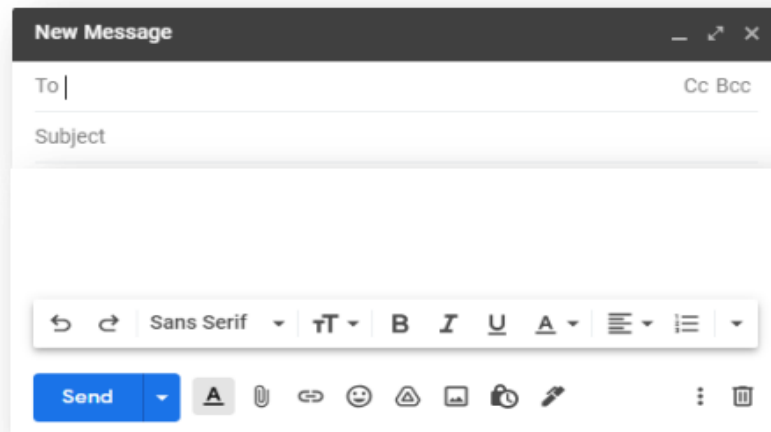
- **It is common to use emails in more formal situations.**
- **Such as:** creating an account with **EKB** to send an email to your teacher.

Steps to send an email to someone:

- Type their email address in "to:" line.
- **Provide clear information of the message in the "subject:" line.**
- When writing an email, make sure to use correct grammar.
- **Click the "Send" icon.**

Sending email rules:

- Be polite and clear.
- Use greetings and endings.
- Be sure when sending attachments that are safe and accurate.

**Choose the correct answer:**

- 1) To start a..... you must create a link and send it to the participant(s).
 - a. conversation
 - b. chat room
 - c. video chat
- 2) During the video chat, no one in the conversation will be able to see you if your camera is.....
 - a. turned on
 - b. turned off
 - c. no correct answer
- 3) You must act as if you are in a public place and dress appropriately in a video chat when the camera is.....
 - a. turned on
 - b. turned off
 - c. no correct answer
- 4) Anyone who has access can enter the.....
 - a. video chat
 - b. chat room
 - c. no correct answer
- 5).....is a fun and informal way to communicate.
 - a. E-mail
 - b. Instant messaging
 - c. no correct answer
- 6) It is common to use..... in more formal situations.
 - a. e-mail
 - b. instant messaging
 - c. no correct answer

Put (✓) or (X):

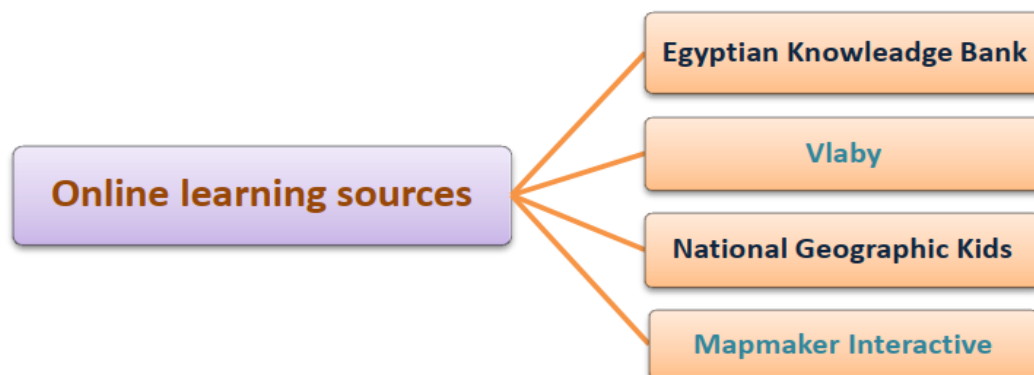
1. Anyone can enter the video chat without the need for permission from the person who started the chat. ()
2. You must make sure that the microphone and camera are on during the video chat. ()

3. During the video chat, no one in the conversation will be able to see you if your camera is turned on. ()
4. In chat rooms, you cannot reply to messages. ()
5. You cannot mute your microphone volume or turn off the camera in a video chat
6. To send an e-mail, you can use symbols and images. ()

Lesson (5) : Online learning environments & sources

Online learning environments

- **Edmodo** one of **online learning environments** that allow teachers and students to communicate, no matter where they are.
- **Teachers can upload virtual lessons, quizzes and homework for students to access.**
- Students can communicate with their teachers and post their completed assignments.



Online learning sources




Egyptian Knowledge Bank (EKB):

- The first electronic library in Egypt that contains resources of variety of subjects.
- You can search and view different topics, digital articles and videos with just a click.



Vlaby:

- A virtual labs platform that enables students and teachers to do lab experiments in an interactive environment.
- It isn't only informative, it is fun too!



National Geographic Kids:

- A popular online resource for kids to find information on a variety of subjects, about animals, science, history and geography.



Mapmaker Interactive:

- A special interactive feature provided by National Geographic.
- Mapmaker Interactive provides online mapping tools for students and teachers.
- It allows using of map themes, data, and tools.

Choose the correct answer:

1)provides online mapping tools for students and teachers.

a. Mapmaker Interactive

b. Vlaby

c. Egyptian Knowledge Bank

2)..... is a virtual laboratory platform that enables students and teachers to conduct laboratory experiments in an interactive environment.

- a. National Geographic Kids b. Vlaby c. Egyptian Knowledge Bank

3).....is the first electronic library in Egypt that includes many sources about various topics and information around the world.

- a. Interactive Map Maker b. Vlaby c. Egyptian Knowledge Bank

4)..... enables teachers to provide virtual lessons and upload tests and enables pupils to send their homework.

- a. National Geographic Kids b. Edmodo c. Egyptian Knowledge Bank

Put (✓) or (X):

1. Edmodo is an online learning environment. ()
2. Vlaby enables children to find information about topics such as animals, science, history and geography. ()

Complete:

(National Geographic Kids - Edmodo - Vlaby - Egyptian Knowledge Bank - Mapmaker Interactive)

- 1) Students can communicate with their teachers and send their homework's on.....
- 2)allows the use of mapping tools.
- 3) enables you to search for various topics and digital articles.
- 4)enables students and teachers to conduct laboratory experiments.
- 5).....is a popular online resource that enables children to find information on a variety of topics such as animals and science.

Lesson (6) : Planing digital researches:

- It's important to plan before you do any digital research.
- Planning will help you focus your research on the information you're trying to collect.

Steps to make a digital search for reliable content:

- 1) Choose your topic.
- 2) Choose the types of online sources you will use.
- 3) Prepare to evaluation the types of sources you've chosen:

Are they reliable or unreliable?



Reliable Sources	Unreliable Sources
- Reliable sources are articles or information written and verified by experts.	- You may find correct information on social media such as Facebook, wiki pages, and blogs.
- The information is presented in a professional present.	- You also likely that you will find information full with opinions, mistakes and even lies.
- The source information is well-written without grammar and spelling mistakes.	- You have to be careful when using the information you find in these types from sources.

Organize and write your report

- After you've completed your online searching, gather your notes and reliable source information.
- Use your notes to write an **outline**. This will help you present the information in your report in a logical way.

Steps to write an outline of writing report:

- It should include an introduction that presents the topic of the report.
- It should include paragraphs that provide information.
- It should include a conclusion or final thoughts on the information you have presented.
- It should include the source of information that you write in your notes and document it in your report.

Choose the correct answer:

- 1) When doing a research, it is necessary to mention the..... in the final report.
 - a. articles
 - b. outline
 - c. sources of information
- 2).....are articles or information written and verified by experts.
 - a. Reliable sources
 - b. The scheme
 - c. Types of sources
 - d. Unreliable sources
- 3).....is the first step of doing a digital research and obtaining reliable content.
 - a. Reliable source
 - b. Defining the topic of the research
 - c. The scheme
- 4) Social media sites such as may include information full of opinions and errors.
 - a. Facebook
 - b. Wikis
 - c. a & b

Theme 4

Lesson (1) : Problem-Solving Skills

Taking steps to solve a problem:

1. Construct a hypothesis: a hypothesis is an educated guess about how thing work. It is an attempt to answer your question.
2. Test your hypothesis: Don't take any test that puts you at risk
3. Was your test successful? If not, don't worry, we learn from our mistakes.

Breaking down the problem down into smaller sections:

- Some ICT problems may be more complicated than others. Work on solving such problems in small sections, step-by-step

Put (✓) or (X):

- 1)Problems should not be divided into small parts so as not to be difficult to solve. ()
- 2)If you divide the big problem into several small tasks, it will become easier to solve. ()
- 3)Any big problem should be left without solving it. ()

Lesson (2) : Presenting information to other

Create a digital poster or billboard design

Office 365's bundle:

- It is a suite of apps that help you stay connected and get things done.
- Such as: Word® · Excel® · PowerPoint® · Microsoft Teams® · Publisher®.



When creating your poster or billboard, think about the following digital concepts:

Margins

- A margin is the space left around the edges of a poster or billboard.
- It is important to leave this space empty.
- If you add content too close to the edges, the poster or billboard will look cramped and crowded.
- A 25 mm margin will help design a good poster.

Font size and type

- If you choose a small font size, your audience will have to work hard to try to read the information.
- If you choose font size that's too big, you will have to shorten the information you share.
- Make sure to choose a font size that is easy to read.
- **Simple** is better, a complicated font is distracting and hard to read.

Colors

- Choose colors that help you get your message across.
- Use color combinations that match.
- It is best to use no more than three colors in the poster.
- Take in consideration the color of the background when choosing the font color.

Images

- Use images that match with the content you are sharing.
- Use clear, good-quality and appropriate images.

Choose the correct answer:

- 1)When your present information, you will needto present the information better.
a. mobiles b. digital tools c. laptops
- 2)We use..... in designing a digital poster or a digital billboard.
a. colors and pictures b. a set of fonts c. a & b
- 3)To design a digital poster or billboard, you will need an updated.....
a. computer b. margin c. picture
- 4).....is the space between the edges of a poster or billboard and its content.
a. Poster content b. Billboard background c. Margin
- 5)Microsoft 365 program include a package of applications, such as..... program.
a. Publisher b. Word Processor c. a & b
- 6)Make sure to choose the size of the font so it's..... when designing a poster or digital billboard.
a. very small b. easy to be read c. very large

Put (✓) or (X):

- 1.We don't need images and colors to design a poster or digital billboard. ()
2. When creating a digital poster, it is preferable to choose a very small font. ()

Lesson (3) : Digital application

The information Sources

Print

Books - Articles - Newspapers - Encyclopaedias

The Internet

Search Engine - Specialized Websites

Digital Learning Websites - Egyptian Knowledge Bank

Interviews

With people who have experienced, Affected, or who have studied the topic.

Using Microsoft Word & Microsoft Excel

Microsoft Excel:



- Excel allows you to create a spreadsheet with as many columns and rows as you need.
- Excel is used to present numbers because it is able to add them automatically.
- Spreadsheets are an excellent way to gather information and gather your ideas.

Mirosoft Word:



- Word allows you to present your ideas in a variety of ways.
- Word is commonly used to write whatever you want.
- You can You can change the design, add images, and link your report to websites or information on the Internet.

Choose the correct answer:

1. program is used for writing and you can change the design and add images.
a. Word b. Excel c. Photoshop
2. The explorer searches about topics in the.....
a. internet b. publications c. a & b
3. Books, articles, newspapers are examples for.....
a. publications b. Word c. internet
4.program allows you to create a spreadsheet consisting of as many columns and rows as you need.
a. Word b. Excel c. Photoshop
5.is/are a source of information on the internet.
a. Publications b. Egyptian Knowledge Bank c. The explorer

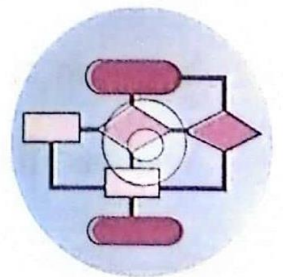
2 Put (✓) or (X):

- 1) Information sources should not be evaluated when collected. ()
- 2) Spreadsheet software is an excellent way to gather information and gather your ideas. ()
- 3) The explorer uses the internet or publications to research a topic. ()

Lesson (4) : Algorithms

» **Algorithm:** It's a series of steps that explain how to do a task.

- When you make a meal, you follow a recipe, that is a type of algorithm!
- When you type keywords, the search engine uses algorithms to provide results.
- Computers and applications use algorithms to perform specific tasks.



- 1 are a set of arranged steps to solve a problem.
 a. Search engines b. Algorithms c. Keywords d. Sentences
 (الدقهلية – منية النصر 2023) (الشرقية – 10 من رمضان 2023) (الإسكندرية – وسط 2023)
- 2 You can type into the search engine to search for information online.
 a. keyboards b. algorithms c. keywords d. symbols
- 3 When you prepare a meal, you follow a recipe; this is considered as a/an
 (القاهرة – الشروق 2023)
 a. augmented reality b. algorithm c. digital blogging d. order
- 4 An algorithm is a/an to do a task.
 a. series of steps b. software c. application d. hardware
- 5 Which of the following is considered an algorithm?
 a. Seeing a movie b. Solving a math problem
 c. Eating breakfast d. All of the previous answers
- 6 A/An is a series of steps that explain how to do a task.
 a. algorithm b. introduction c. conclusion d. paragraph

► **Put (✓) or (X):**

- 1 Search engines use algorithms to deliver relevant results for your keywords. ()
- 2 The steps of preparing a falafel sandwich are not considered an algorithm. ()
- 3 Many daily activities, like giving directional signals, are considered types of algorithms. ()
- 4 When you solve a problem in math class, this is considered a type of algorithm. (الدقهلية – طلخا 2023) ()

Lesson (5) : The principles of coding

The important terms:



Coding:

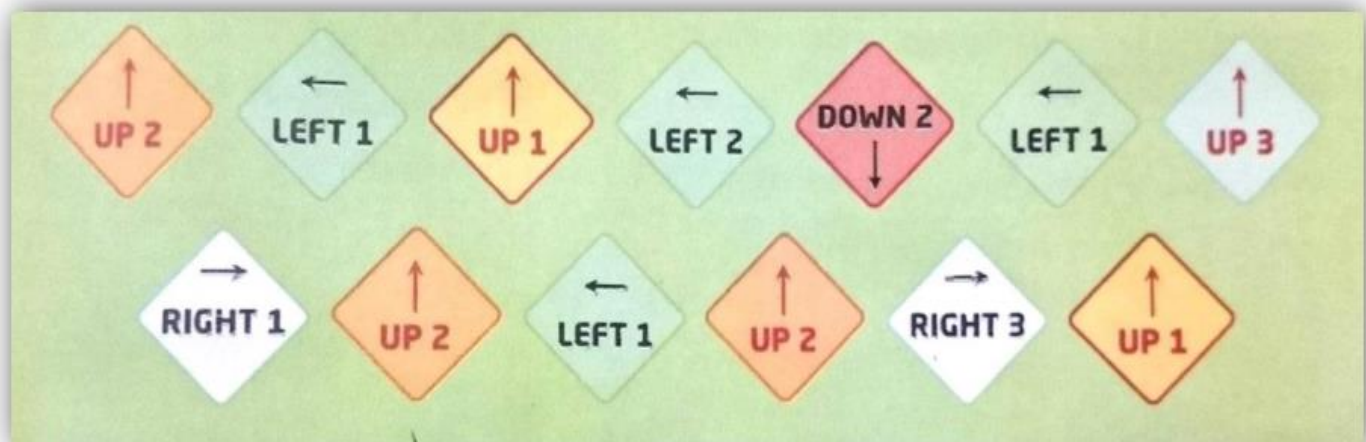
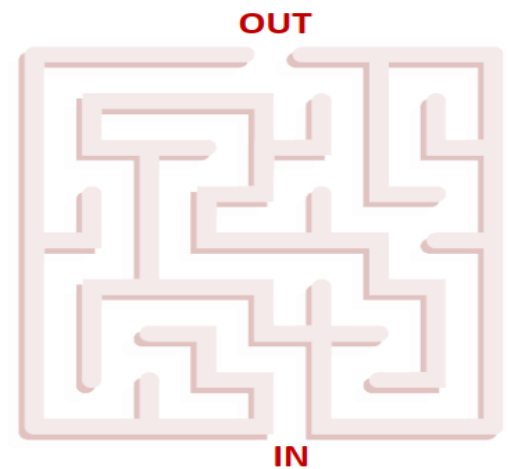
- It is writing of multiple algorithms to make a complete program.
- You can create animations, movies and video games using code.
- There are many websites like **Code.org** that can help you learn to code using different programming languages.

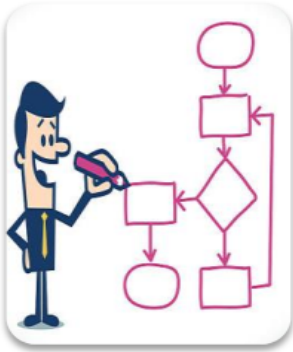
You can create mazes on **Code.org**. Mazes are just one example of things you can create using coding.

Example:

- Think about the steps you can use to get through the maze.
- The steps contain the number of spaces to take, and in which direction.
- Follow the steps to get through the maze.

Instructions to solve a maze:





Flowchart:

- A flowchart is like coding, It represents a problem in logical and simple steps.
- A flowchart is a visual diagram that shows the steps of any process from beginning to end to solve a problem.
- It is using process boxes, flow lines/arrows and other symbols.

Choose the correct answer:

- is writing multiple algorithms to create a complete program.
 - Windows
 - Word processing program
 - Programming
- Many websites like..... help you learn coding.
 - Code.org
 - Excel
 - Word
- Online video games are created using.....
 - Excel
 - programming
 - Word
- The..... that you see are built using codes.
 - animations
 - movies
 - (a) and (b)
- You can..... at Code.org.
 - design a billboard
 - create mazes
 - play a game

Put (✓) or (X):

- Computers, like humans, use different languages.
- There are many websites, such as Facebook.com, that can help you learn different programming languages. ()

3)The video games that you play over the internet were made by programming. ()

4)The cartoons and movies you watch online are designed by Excel.()

Lesson (6) : Graphic Art

Microsoft Paint

It's a popular graphics editor. It's easy to create your own drawings or edit images on computer.

Steps To Open Microsoft Paint:

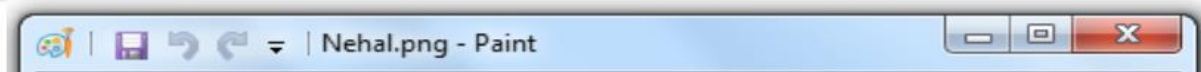
- Open Start-up Menu.
- Click Accessories.
- Click Paint.



MS
Paint

The components of Microsoft Paint screen:

1- Title bar

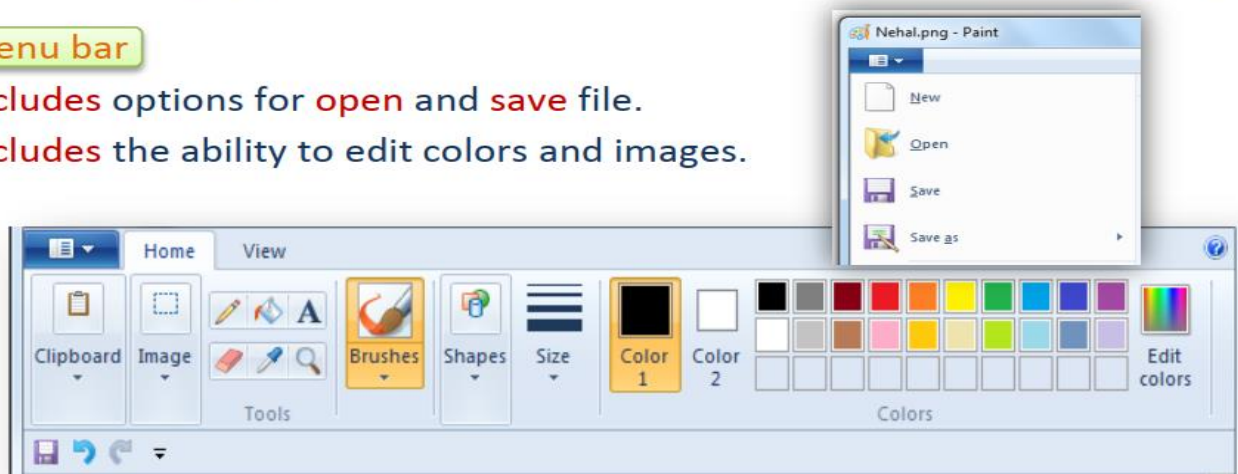


Includes file, program name & control buttons Like Word and Excel program

2- Menu bar

Includes options for open and save file.









Includes the ability to edit colors and images.



3- Toolbox.

Includes all the tools that you will need to make your drawing.

These are some of the tools:

	Ellipses Use to draw a circle or an oval shape.		Rectangle Use to crop an area of the photo.
	Magnifier Use to zoom image in or out.		Airbrush Use to a free draw.
	Pencil Use to a free draw.		Select Use to select and move objects.
	Line and curve Use to deaw lines and		Text Use to write a text

Choose the correct answer:

- The ...program is one of the popular programs in editing pictures and graphics.
a. Microsoft Paint b. Word c. Excel
- When you open Microsoft Paint, you will notice that the top of the opening screen is similar in design to.....
a. Word processor b. Excel spreadsheets c. a & b
- The opening screen of the Paint program includes.....
a. toolbox only b. menu bar only c. a & b
- Theis a list used to open the Paint program.
a. inserts b. Start c. File

Lesson (7) : Creating a PowerPoint Presentation



Microsoft PowerPoint:

- Microsoft PowerPoint allows you to create presentations that include text, animations, images and special effects.
- A slide is a presentation page that contains text and images.
- On the left side of the screen, you will see a thumbnail, or preview image, of each slide you're creating.

Choose the correct answer:

- 1)is a program used to design presentations that include texts and animation effects.
 - a. Word processing
 - b. Excel spreadsheets
 - c. PowerPoint
- 2) A..... is a presentation page that contains your text and images.
 - a. billboard
 - b. slide
 - c. sheet
- 3) You will notice that there is a..... at the top of the opening screen of the program.
 - a. Menu bar
 - b. subtitle section
 - c. a & b

Class Evaluation & Home Work

Class Evaluation & Home Work (2)

1. From the rights of digital citizenship

- a- Don't copy your digital footprint or shared with others**
- b- Show positive behavior in your communication online**
- c- Be sure to evaluate what you're viewing**
- d- Be sure that the material you see is safe**

2. From the responsibilities of digital citizenship

- a- You must never commit piracy with the safe contents or share them**
- b- Using the internet whenever you need**
- c- Share information while respecting intellectual property rights**
- d- Engage with others online**

Put (√) OR (X)

1. Digital citizenship is the ability to use digital technology ethically, responsibly, and safely ()
2. Digital footprint is a record of what you do online ()
3. Protect yourself from piracy isn't considered important ()
4. You must commit piracy with the protected content, share them and sell to others ()
5. You must credit the resources when sharing an entertainment online ()
6. You have the right to use the internet when you need or want to, while respecting the law ()

Class Evaluation & Home Work (3)

1.is a virtual labs platform that enables students and teachers to do lab experiments in an interactive environment.
- | | |
|----------------------------------|-----------------------------|
| a- Egyptian knowledge bank (EKB) | b- National geographic kids |
| c- VLABY | d- Edmodo |
2. is Egypt's premiere online library of resources which include variety of subjects
- | | |
|----------------------------------|-----------------------------|
| a- Egyptian knowledge bank (EKB) | b- National geographic kids |
| c- VLABY | d- Edmodo |

Put (√) OR (X)

1. To join a conversation you must click on the link provided and wait for accept access from the one who the start the meet ()
2. Online learning environments like Edmodo doesn't allow teachers and students to communicate ()
3. The person in charge of the call can mute others people's microphones ()
4. Online learning environments like Edmodo can provide virtual lessons. ()
5. If your camera is on so anyone who is on the call will be able to see you ()
6. Egyptian knowledge bank is considered one from the online learning environments ()

Class Evaluation & Home Work (4)

1. An outline should include.....
 - a- An introduction that introduces the topic of the report
 - b- Unsupported information
 - c- Unrelated ideas
 - d- Unrelated researches
2. Sources through social media platforms are
 - a- reliable sources
 - b- unreliable sources
 - c- you must follow them
 - d- from the important resource

=====

- 1.Planning before conducting a digital search will help you focus on the information you're trying to gather ()
2. During conducting a digital search you must mention the source information in your notes to credit it ()
3. The digital search can include sources like audio, video, and image ()
4. Reliable sources are articles or information written and verified by experts. ()
5. The information used in digital researches must be reliable ()
6. You must be careful when taken information through social media platforms ()

Class Evaluation & Home Work (5)

1. You must commit piracy and share the content with others ()
2. The person who making the call can mute other people's microphones. ()
3. You can pay for water and electricity bills through apps in the internet ()
4. We must encourage students to learn about how to use technology in an ethical and safety way. ()
5. The reliable contents are articles or information that written and verified by experts ()
6. The Egyptian Knowledge bank (EKB) is one of the learning materials via the internet ()

1. From the rights of digital citizenship

- a- Don't copy your digital footprint or shared with others
- b- Show positive behavior in your communication online
- c- Be sure to evaluate what you're viewing
- d- Be sure that the material you see is safe

2. You must encourage students to use technology in way

- a- few
 - b- safe and easy
 - c- bad
 - d- annoying
-
-

Class Evaluation & Home Work (6)

1. If you and your team faced a problem, to solve it

a- assign each person section of it	b- assign the problem to one of them
c- only you solve the problem	d- keep the problem without solving

2. To facilitate solve a big problem

a- breaking down the problem into smaller section
b- don't solve it
c- don't assign the roles to team group
d- assign one solve

-
1. A hypothesis is an educated guess about how things work ()
 2. You must break down the problem into small section to solve them in steps. ()
 3. Hypothesis is an attempt to answer your question with an explanation that can be tested. ()
 4. To solve a big problem you can solve the small parts of it step by step. ()
 5. You mustn't conduct any test which is not safe when test the hypothesis ()
 6. You must assign to each person in the group a section of the problem to solve it ()

Class Evaluation & Home Work (7)

Put (√) OR (X):

1. You must be sure that your computer is updated to download Microsoft office 365 bundle ()
 2. Be sure to choose a font size to your poster or billboard that is easy to read.
 3. A margin is the space left around the edges of your poster or billboard. ()
 4. Choice a complicated font size in the poster make it easy to read ()
 5. When making a poster or billboard you must be sure that the audience will be able to easily see your information ()
 6. Images should be suitable in sense terms of the content you are sharing ()
-

1. When creating a poster or billboard be sure to

- a- Choose a small font size
- b- Choose complicated font size
- c- Choose too big font size
- d- Choose suitable font size and type

2. To use images in the billboard it must be

- a- appropriate images and sizes
 - b- not clear images
 - c- very small images
 - d- bad quality images
-

Class Evaluation & Home Work (8)

Put (✓) OR (X):

1. Computers and applications need algorithms to work ()
2. Coding is used in animation, movies and online games you have played. ()
3. Word processing program verify that the words you type is correct ()
4. Coding is the writing of multiple algorithms to make a complete program ()
5. Word processing program verify that the words you type is correct ()
6. Code.org can help you learn to code using different coding languages. ()

1. You can type multiple algorithms to create a complete program by.....

a- Programming

b -Screen

c- keyboard

d- mouse

2. The Program can recognize if the words typed correctly or not

a-Word

b- Photoshop

c-Excel

d- Flash

Class Evaluation & Home Work (9)

1. Paint program is one of the famous programs used in editing images()
 2. Microsoft PowerPoint used to create presentations that include text and special effects. ()
 3. Microsoft paint allows design image and save it ()
 4. The slide is a presentation page that contains text and images ()
 5. The toolbox includes all the tools that you will need to make your drawing ()
 6. Microsoft PowerPoint allows you to insert new slide to your presentation. ()
-
-

1. The Program is one of the famous programs in editing images

- a- Paint b –Word c- Facebook d- Twitter

2. The Program used to create presentations that include text and special effects.

- a-PowerPoint b- Word
c-Facebook d- Twitter
-
-

Class Evaluation & Home Work (10)

- 1. Coding (programming) is used in animations and online games you practice via the internet ()**
 - 2. You must choose appropriate font size for your poster to be easy to read. ()**
 - 3. Microsoft paint allows design image and save it ()**
 - 4. To solve difficult problem break it down to small section step by step ()**
 - 5. The images should be suitable in terms of the content you are sharing ()**
 - 6. You must assign each person in the group a section of the problem to solve. ()**
-

1. You must choosewhen making a poster or billboard

a- Small font size

b –font size that is difficult to read

c- big font size

d- suitable font size and type

2. The Program can determine if the text is written correctly or not

a-Word

b- Photoshop

c-Excel

d- Flash